

# eConsult Successful Submissions Guidelines

Submitting a clear eConsult leads to a high-quality specialist response and an improved care plan for your patient. Use the following guide to better understand how to submit a successful eConsult.

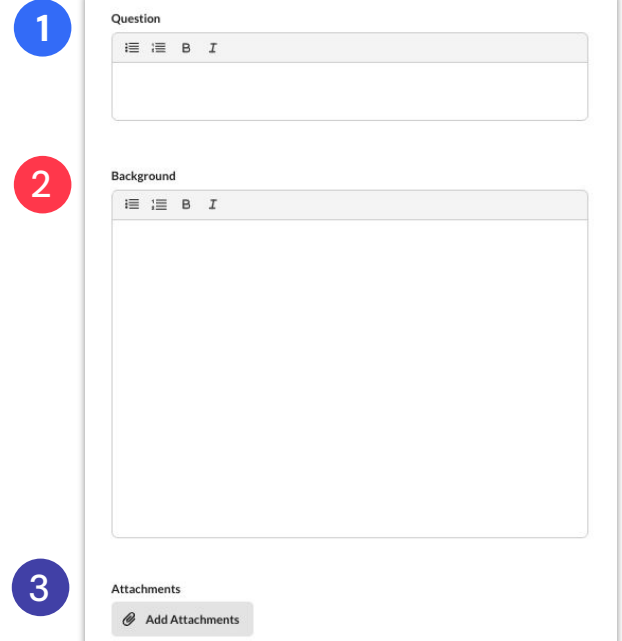
## 1 Clearly state your question(s)

Ask a clear, concise question for the specialist — the clearer the question, the better the specialist's response. You'll have the chance to provide key patient background and details further down the eConsult as well.

## 2 Provide detailed patient background

Be sure to include relevant helpful information about the patient and their case, including:

- Include relevant PMH, PSH, meds, allergies, etc.
- Patient presenting complaints, symptoms, physical exam findings
- Relevant diagnostics and photos (labs, imaging)
- Social barriers (cost, site of care, access to refrigeration, family support)



The screenshot shows the eConsult submission interface. It is divided into three main sections, each with a numbered callout:

- 1** **Question**: A text input field with a rich text editor toolbar (bulleted list, numbered list, bold, italic) above it.
- 2** **Background**: A larger text input field with a rich text editor toolbar (bulleted list, numbered list, bold, italic) above it.
- 3** **Attachments**: A section with a plus icon and the text "Add Attachments".

## 3 Attach photos or videos to your eConsult

Uploading an attachment to your eConsult can enhance the clarity of your question and provide the specialist with additional context to ensure you get a thorough and relevant response.




### Full patient history, multiple progress notes, or past results are not necessary.


- Use the Camera App to take photos (skin lesions, EKG, radiology imaging)
- Refer to Helpful Tips on the left side of the screen for top specialties.
- Sample submissions are also included in the appendix for reference.




# Examples of quality eConsult questions


## Dermatology

 Patient with chronic lesion on leg (photo attached).


 What's your impression of the diagnosis, and suggested next steps?


## Psychiatry

 Patient with substance dependence on multiple medications has been on Temazepam long-term.


 What's your impression of the diagnosis, and suggested next steps?


## Cardiology

 Frail patient with multiple comorbidities had recent EKG showing spetal q waves; no old EKG available for comparison.

 What are your recommendations for cardiac workup?


## Endocrinology

 Patient with uncontrolled diabetes on Levemir that is no longer covered by her insurance.


 Is there a cost-effective alternative? If switching to Lantus, what is the optimal equivalent dosage?


## Hematology

 Patient with hx of DVT on Xarelto.

 How long should he be anticoagulated and what additional workup do you recommend?

## Clinical Pharmacy

 Complex patient in long-term care facility with multiple comorbidities. List of medications attached.

 Can you share any ideas for deprescribing?

**Have additional questions?**

Contact your RubiconMD resource or email [support@rubiconmd.com](mailto:support@rubiconmd.com).

